

SPO30PE/S/PH

FEATURES

Combines microwave, convection, and broil technologies to provide all-in-one oven versatility

Provides more cooking power than a traditional microwave with the help of convection and broil

Assures predictably delicious results with 10 microwave power levels, convenient quick-start modes, and an intuitive Gourmet mode

Fits a 9-by-13 pan in the 1.6 cubic feet, stainless-steel interior

Micro Bake and Micro Roast modes reduce or completely eliminate preheat times

Frees up counter space with efficient drop-down door design

Coordinates with other Wolf built-in ovens and appliances with various handle and trim options

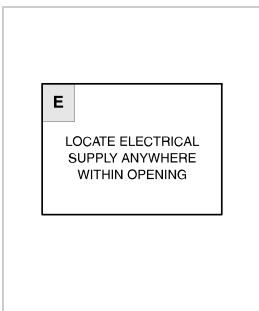
Master your technique with tips and recipes from the Mastering the Speed Oven guide



PRODUCT SPECIFICATIONS

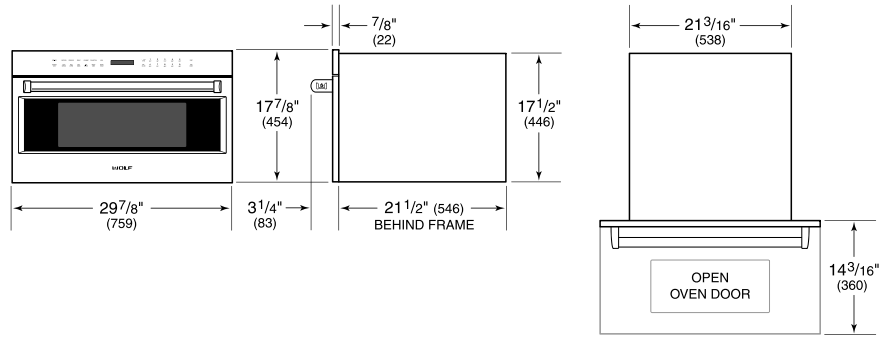
Model	SPO30PE/S/PH
Dimensions	29 7/8"W x 17 7/8"H x 21 1/2"D
Capacity	1.6 cu. ft.
Door Clearance	14 3/16"
Weight	82 lbs
Electrical Supply	grounded, 230 VAC, 50Hz
Electrical Service	15 amp dedicated circuit
Power Cord Length	6 Feet
Receptacle	NEMA 6-20R grounding type

ELECTRICAL

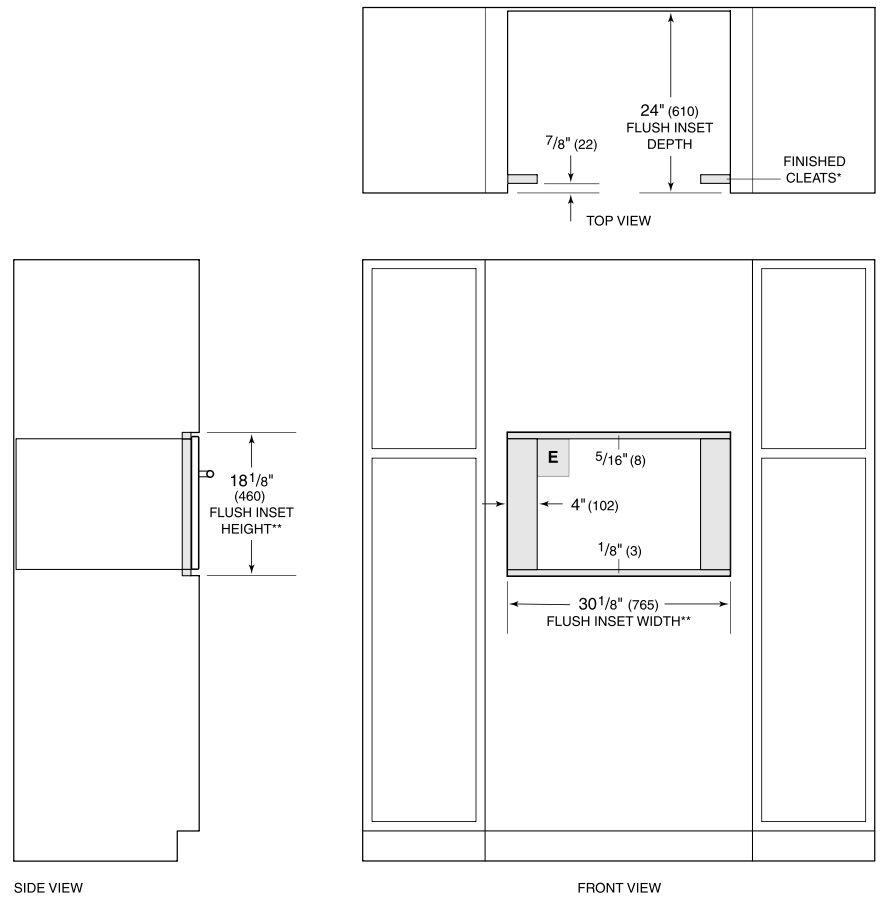


NOTE: Dimensions in parenthesis are in millimeters unless otherwise specified

DIMENSIONS



FLUSH INSTALLATION



*Will be visible and should be finished to match cabinetry.
 **Dimension provides minimum reveals.