

## MM15TF/S

### FEATURES

Perfect your stir fry with a sculpted flame courtesy of a high-output 22,000 Btu burner

Transform the cooktop with the innovative "two in one" grate for standard or wok cooking

Pair the slim 15" modules with other modules and full-size transitional framed cooktops

Clean-up is a wipe away with the seamless, stainless-steel burner pan

Re-ignites immediately if flame goes out

Program via an illuminated control panel

### ACCESSORIES

Cooktop/Module Filler Strip

Cooktop/Module Filler Strip for Downdrafts

Accessories available through an authorized dealer.

For local dealer information, visit [subzero-wolf.com/locator](http://subzero-wolf.com/locator).



**PRODUCT SPECIFICATIONS**

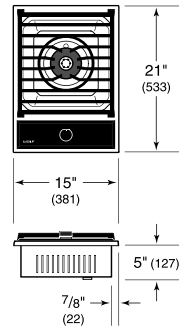
Model	MM15TF/S
Dimensions	15"W x 5"H x 21"D
Weight	30 lbs
Electrical Supply	120 VAC, 60 Hz
Electrical Service	15 amp dedicated circuit
Gas Supply	3/4" ID line
Gas Inlet	1/2" NPT male
Power Cord Length	6 Feet
Receptacle	3-prong grounding-type

**ELECTRICAL      PLUMBING      GAS**

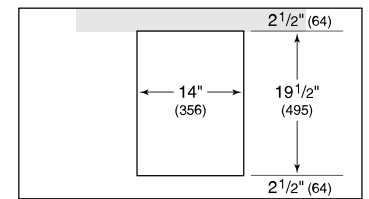
COUNTERTOP	COUNTERTOP	COUNTERTOP
LOCATE ELECTRICAL AND GAS SUPPLY ANYWHERE ON BACK WALL OF OPENING	LOCATE ELECTRICAL AND GAS SUPPLY ANYWHERE ON BACK WALL OF OPENING	LOCATE ELECTRICAL AND GAS SUPPLY ANYWHERE ON BACK WALL OF OPENING

NOTE: Dimensions in parenthesis are in millimeters unless otherwise specified

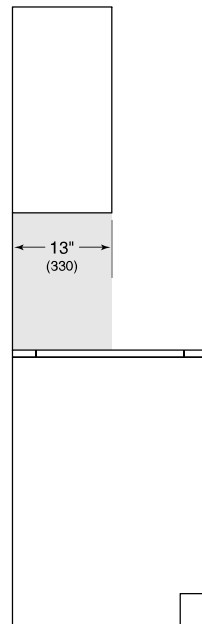
**DIMENSIONS**



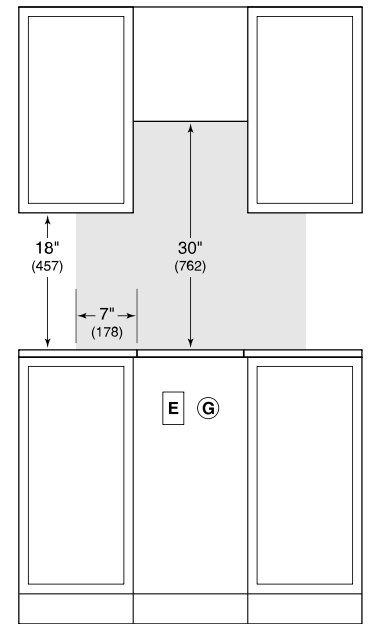
**STANDARD INSTALLATION**



COUNTERTOP CUT-OUT



SIDE VIEW



FRONT VIEW

NOTE: Shaded area above countertop indicates minimum clearance to combustible surfaces, combustible materials cannot be located within this area.