

CSO3050CM/B/T

FEATURES

The elegant, modern aesthetics pair perfectly with a full suite of similarly styled Sub-Zero, Wolf, and Cove appliances

Full-color touchscreen simplifies use

The door opens and closes quietly for an elevated experience

Save up to 50 personalized recipe presets for quick access to your favorite go-to meals

Cooking modes include Steam, Convection, Broil, Slow Roast

Oven features a 1750-watt recessed broil element with multiple settings

2.4 cubic-foot oven cavity allows multiple dishes to be placed side by side at once

1889-watt dual convection system ensures even, multi-rack baking and consistent results

Three full-extension rack positions and one standard position allow easy access and increased cooking flexibility

40-fluid ounce (1.2-liter) tank holds enough water for 2 hours of uninterrupted steam cooking

The temperature probe alerts you when your dish has reached the desired temperature

ACCESSORIES

Broiler Rack

Descaling Solution

Enameled Broiler Pan

Perforated Pan - 12 3/4" x 1 1/2" x 7"

Perforated Pan - 24 3/4" x 1 3/8" x 14 1/2"

Solid Pan - 12 3/4" x 1 1/2" x 7"

Solid Pan - 24 3/4" x 1 3/8" x 14 1/2"

Standard Oven Rack

Temperature Probe

Accessories available through an authorized dealer.

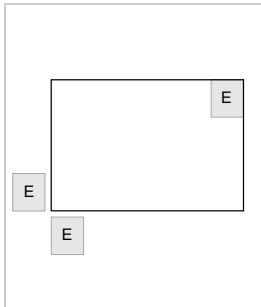
For local dealer information, visit subzero-wolf.com/locator.



PRODUCT SPECIFICATIONS

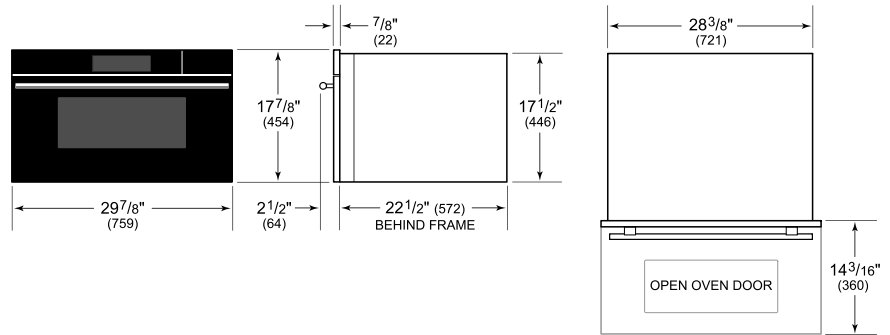
| | |
|--------------------------|--------------------------------|
| Model | CSO3050CM/B/T |
| Dimensions | 29 7/8"W x 17 7/8"H x 22 1/2"D |
| Oven Interior Dimensions | 25 1/4"W x 10 3/4"H x 15 1/8"D |
| Overall Capacity | 2.4 cu. ft. |
| Usable Capacity | 1.8 cu. ft. |
| Door Clearance | 14 3/16" |
| Weight | 91 lbs |
| Electrical Supply | 240/208 VAC, 60 Hz |
| Electrical Service | 20 amp dedicated circuit |
| Conduit Length | 4 Feet |

ELECTRICAL

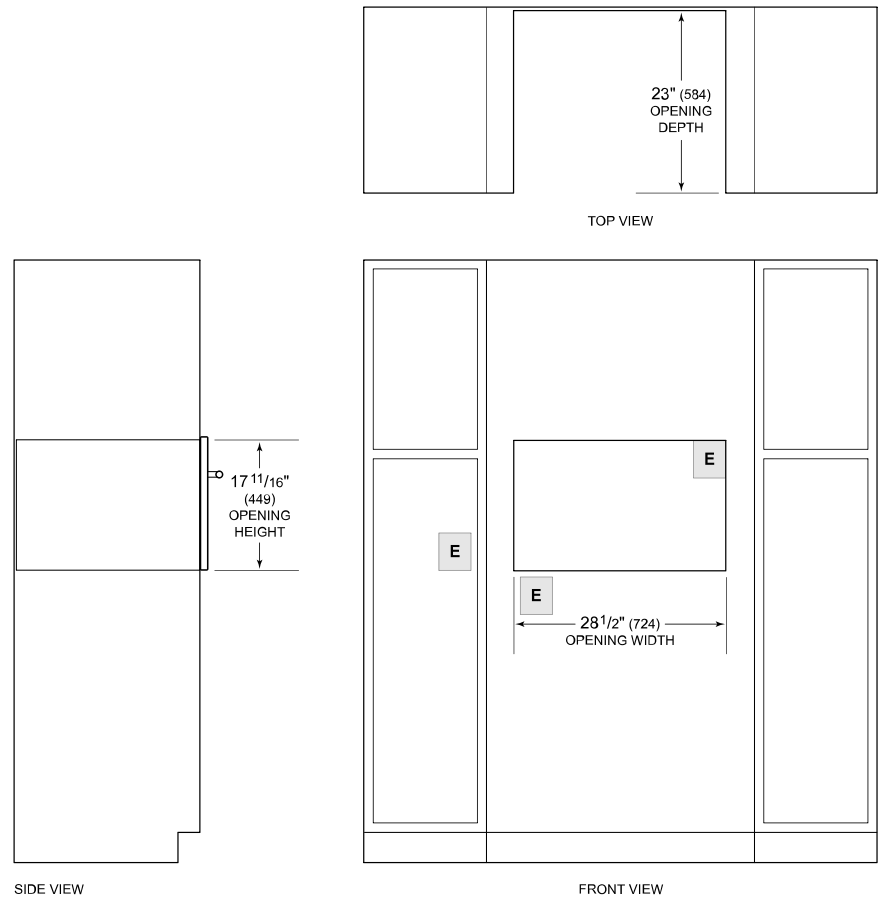


NOTE: Dimensions in parenthesis are in millimeters unless otherwise specified

DIMENSIONS



STANDARD INSTALLATION



SIDE VIEW

FRONT VIEW

NOTE: Location of electrical supply within opening may require additional cabinet depth.